



جامعة البحرين
University of Bahrain

COURSES EVALUATION REPORT

2018-2019

SEMESTER 1

The Quality Assurance and Accreditation Center (QAAC) was established at the University of Bahrain to ensure and enhance the academic standards of teaching and learning across the University. Since 1999, the University has operated a Continuous Quality Improvement (CQI) approach to quality assurance and accreditation. In 2009, the QAAC was established to play a key role in the development, monitoring and reporting across the University. The QAAC implements a holistic, systematic evidence-based quality assurance and accreditation approach covering: institutional quality assurance and accreditation, academic programs and related institutional aspects in order to provide the students with best possible academic programs and services to learn and excel. Additionally, the Center operates a number of independent surveys and evaluation systems to provide valuable and essential information for improvement and development.



VISION

“to become a world-class university that is recognized as a learning, research and entrepreneurial institution”

VISION

CONTENTS

Introduction	06
How does it work	07

Evaluation Results

Satisfaction Rate	09
Response Rate	10
Faculty Satisfaction Rate	11
Colleges Satisfaction Rate	12
Survey Questions Rate	13

Detailed Results

College of Arts	15
College of Information Technology	16
College of Law	17
College of Business Administration	18
College of Engineering	19
College of Science	20
College of Applied Studies	21
Bahrain Teachers College	22
College of Health Sciences	23
College of Physical Education	24
English Language Centre	25
Confucius Institute	26
French Language Centre	27

Key Findings



INTRODUCTION

The University of Bahrain is committed to transparency and accountability in support of its goal to provide world-class teaching and learning. Student feedback is an essential element in the continuous quality improvement (CQI) system that the University has established. The courses evaluation survey provides an institutional system for collecting feedback on key elements of teaching, learning and students experience. Feedback is obtained and utilized to improve academic courses and programs, learning environment, and teaching and learning. By publishing this report, we are committed to:

- Promoting public accountability
- Seeking to improve academic programs and services
- Encouraging quality and excellence

For further information about the courses evaluation reporting system and reports, please contact qaac@uob.edu.bh

HOW DOES IT WORK

Each semester students rate the quality of our courses. Since 2016, the evaluation of courses has been conducted electronically via the Student Information System (SIS). In contrast to the classical paper-based course evaluation systems, this electronic system improved the flexibility of the evaluation by allowing students to undertake the survey anywhere and at any given time during the courses evaluation survey period.

During the evaluation period, the students rate each course (section) they are enrolled in. The results of each section is aggregated and a report for the section is generated. The aggregated results are grouped per faculty members to correlate the evaluation results with the performance of faculty members. Due to the nature of this evaluation, the identities of the students who participated in the course's evaluation survey are kept anonymous. All data is confidential and only aggregated data is made available for improvement purposes. Every faculty member will be able to view their evaluation results. Additionally, Head of Departments and Deans are granted access to view the results for their faculty members.

In addition to the online results available via SIS, this report provides overarching information about the first semester 2018 - 2019 courses evaluation.



EVALUATION RESULTS

SATISFACTION RATE

83%

Satisfaction Rate

During the First Semester 2018 - 2019, 1,346 different courses offered over 3,448 sections in 10 colleges, the English Language Centre, Confucius Institute, and the French Studies Centre were included in the survey. These courses are taught by 876 full-time and part-time faculty members. Each student is eligible to cast his/her opinion for each enrolled section. The survey shows that the University satisfaction rate improved and achieved a positive 83% (4.14 / 5.0) satisfaction rate.

The survey evaluated the students' satisfaction with regard to:

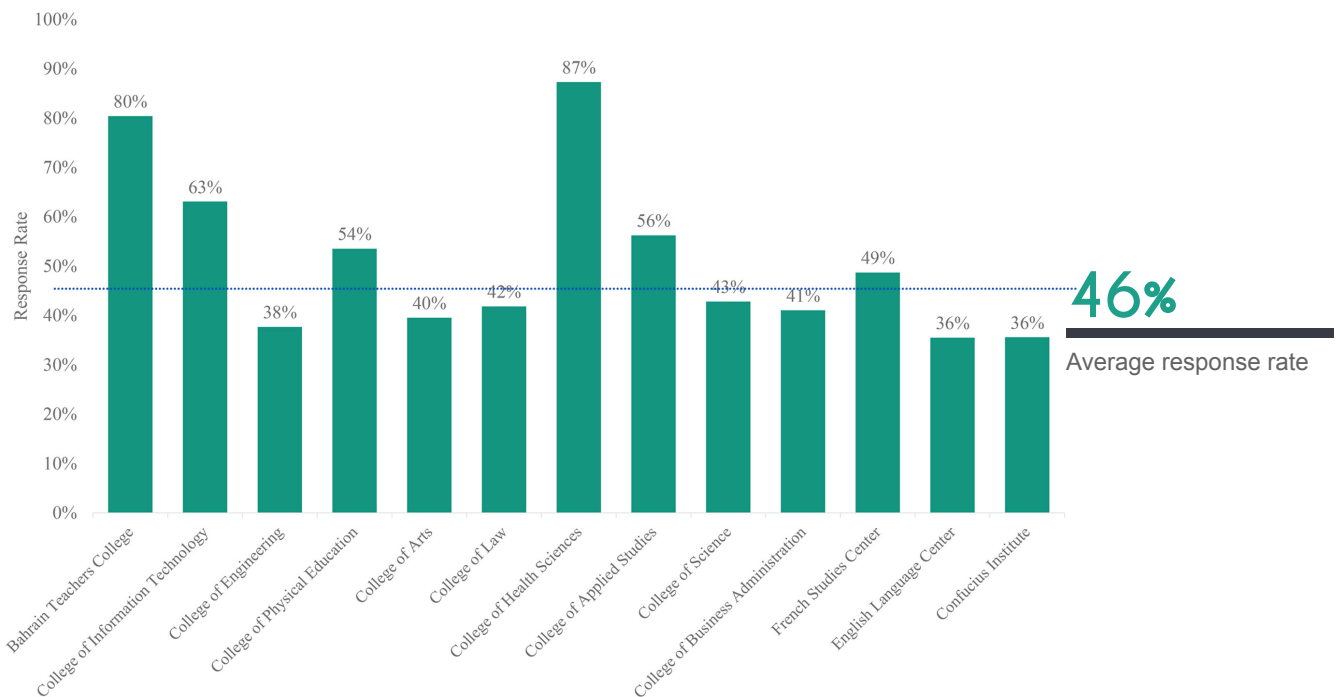
- Organization and planning of the lectures;
- Resources;
- Syllabus and course material;
- Teaching methodologies;
- Delivery of content;
- Teaching skills;
- Faculty members' knowledge and specialization;
- Provided feedback, support and encouragement to students; and
- Suitability of assessment.

3,448

sections offered in the first semester
2018 - 2019 were evaluated

No	Faculty	Faculty Members	Evaluations	Submitted Evaluations	Response Rate	Average (5)
1	Bahrain Teachers College	68	7,086	5,696	80.38%	4.30
2	College of Information Technology	83	8,113	5,117	63.07%	4.19
3	College of Engineering	147	12,221	4,607	37.70%	4.06
4	College of Physical Education	31	4,695	2,514	53.55%	4.25
5	College of Arts	178	31,820	12,581	39.54%	4.15
6	College of Law	49	10,033	4,198	41.84%	4.25
7	College of Health Sciences	57	5,576	4,868	87.30%	3.99
8	College of Applied Studies	34	2,176	1,224	56.25%	4.28
9	College of Science	81	14,782	6,330	42.82%	4.03
10	College of Business Administration	79	15,114	6,208	41.07%	4.16
11	French Studies Center	5	702	342	48.72%	4.28
12	English Language Center	61	13,441	4,772	35.50%	4.12
13	Confucius Institute	3	489	174	35.58%	3.93
Overall		876	126,248	58,631	46%	4.14

RESPONSE RATE



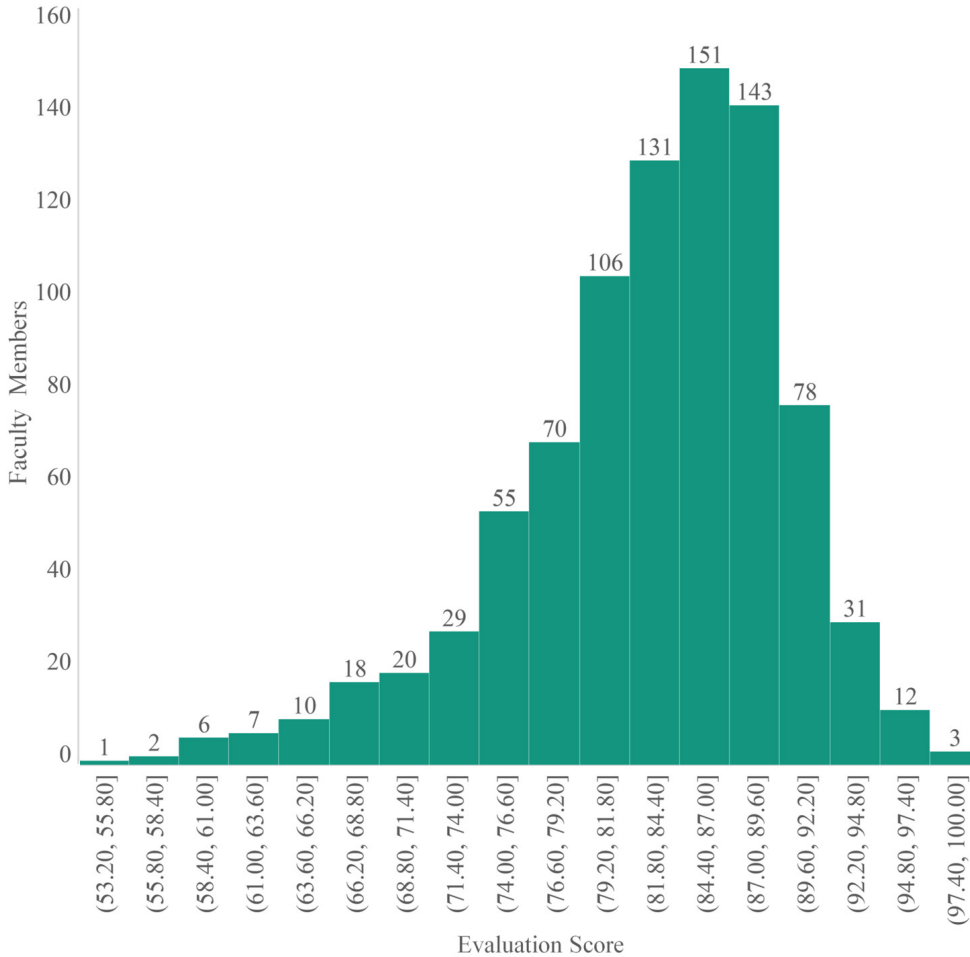
The survey recorded 46% response rate, where 58,631 evaluation sheets out of 126,248 eligible evaluation were submitted survey. The following are the top three colleges that recorded the highest survey response rate:

- College of Health Sciences
- Bahrain Teachers College
- College of Information Technology

This response rate shows that a significant number of students participated to provide their feedback to improve the provisions at the University.



FACULTY SATISFACTION RATE



876

Evaluated full-time and part-time faculty members

About 94%

Faculty members achieved $\geq 70\%$ satisfaction rate



About 94% of faculty members received an overall satisfaction rate of above 70%. This clearly shows the satisfaction of students with the quality of learning and teaching at the University. The University will continue its efforts into sustaining these positive results via its various quality assurance, professional development, and capacity building efforts. Furthermore, the University planning to offer the first postgraduate certificate in quality assurance and accreditation in the region. This qualification is anticipated to further contribute to the professional development of faculty members and quality of provisions.

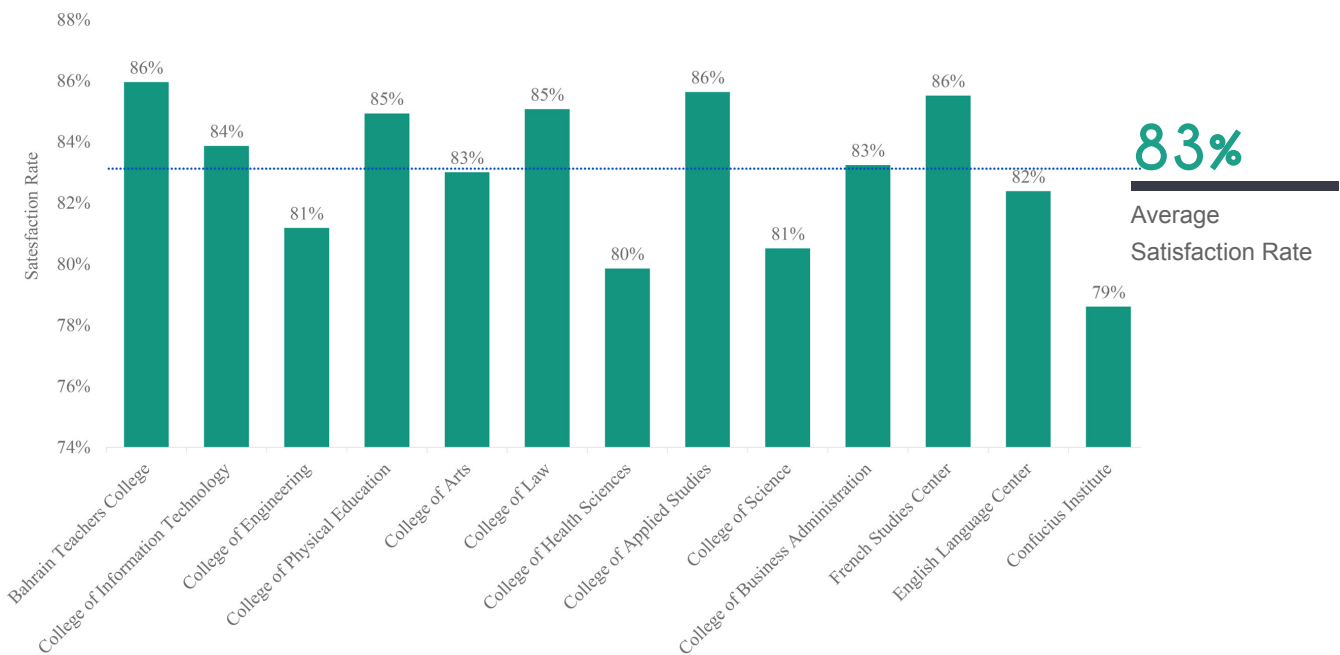
COLLEGES SATISFACTION RATE

The students showed an overall average satisfaction rate of 83%. Eight (8) out of 13 entities of the University achieved overall satisfaction rates of 83% or above. In general, all entities received comparable satisfaction rates. The following entities achieved the highest satisfaction rates (all achieved 86%):

- Bahrain Teachers College
- College of Applied Studies
- French Studies Center

8

entities met or achieved higher satisfaction rate than the overall average satisfaction rate



SURVEY QUESTIONS RATE

All 16 questions included in the survey received scores of good and above. Nonetheless, the question related to catering to individual learning needs (question 14) received the lowest rating across most entities. Students rated nine entities in all questions as excellent, namely:

- Bahrain Teachers College
- College of Law
- College of Information Technology
- College of Applied Studies
- College of Arts
- College of Business Administration
- College of Engineering
- College of Physical Education
- French Studies Centre

9

Entities received excellent in all questions of the survey

	Bahrain Teacher College	College of Law	College of Information Technology	Applied Students College	College of Arts	College of Business Administration	College of Engineering	College of Health Science	College of Physical Education	College of Science	Confucius Institute	French Studies	English Language Center
1. The course syllabus is discussed at the beginning of the semester	4.41	4.37	4.31	4.3	4.26	4.26	4.23	4.09	4.35	4.1	3.94	4.33	4.24
2. The course is well-organized and runs smoothly	4.3	4.33	4.2	4.29	4.2	4.21	4.08	3.95	4.31	4.06	3.94	4.18	4.22
3. The learning activities (e.g. lecture, labs, tutorials, etc.) are appropriate and help me to learn.	4.29	4.12	4.11	4.23	4.06	4.11	4.05	3.89	4.21	3.95	3.99	4.18	4.1
4. The instructor explains course material clearly.	4.29	4.25	4.17	4.25	4.17	4.16	4.07	3.94	4.28	3.98	3.83	4.2	4.18
5. The instructor is knowledgeable with the content of the course.	4.4	4.39	4.3	4.3	4.3	4.28	4.25	4.14	4.35	4.19	4.01	4.4	4.26
6. The instructor uses up-to-date course material (texts, handouts, references, etc.).	4.34	4.27	4.17	4.27	4.18	4.19	4.14	4	4.28	4.05	4.03	4.25	4.18
7. The instructor uses effective teaching aids/methods (lecturing, classroom discussions, presenting slides, e-learning, etc.).	4.3	4.15	4.16	4.25	4.05	4.14	4.1	3.97	4.22	3.93	4.02	4.16	4.1
8. The instructor encourages students to actively participate in the classroom.	4.33	4.26	4.13	4.25	4.19	4.15	4.12	3.98	4.26	3.99	3.95	4.3	4.19
9. The instructor covers all course topics stated in the course syllabus.	4.37	4.36	4.29	4.33	4.26	4.27	4.23	4.08	4.32	4.16	3.99	4.32	4.26
10. The assessment tasks (exams, quizzes, projects, presentations, etc.) and criteria for assessment were made clear to me.	4.3	4.3	4.21	4.3	4.2	4.19	4.11	3.97	4.28	4.07	4	4.3	4.18
11. The assessment tasks were helpful for developing the knowledge and skills the course was intended to teach.	4.27	4.26	4.18	4.29	4.15	4.13	4.06	3.9	4.29	4.02	3.87	4.24	4.12
12. Feedback is given to students, i.e. written/oral comments, corrected exams with discussion, etc.) on assignments/exams/projects	4.29	4.17	4.11	4.26	4.12	4.11	4.01	3.91	4.24	3.95	3.81	4.27	4.09
13. The instructor provides me with sufficient support and advice on my progress in the course	4.3	4.23	4.12	4.28	4.15	4.12	4.06	3.9	4.27	4	3.8	4.24	4.18
14. The instructor caters for student's individual needs in learning.	4.26	4.06	4.05	4.22	4.06	4.05	4.02	3.87	4.13	3.92	3.88	4.24	3.95
15. The course resources such as books, handouts and other relevant material are made available to students.	4.36	4.35	4.22	4.32	4.24	4.21	4.16	4.01	4.22	4.11	4.07	4.38	4.18
16. I am satisfied with the quality of teaching in this course.	4.27	4.23	4.12	4.24	4.12	4.14	4.02	3.88	4.27	3.94	3.87	4.22	4.13

Heat Map Key

Excellent

Good

Satisfactory

Fair

Poor



DETAILED RESULTS

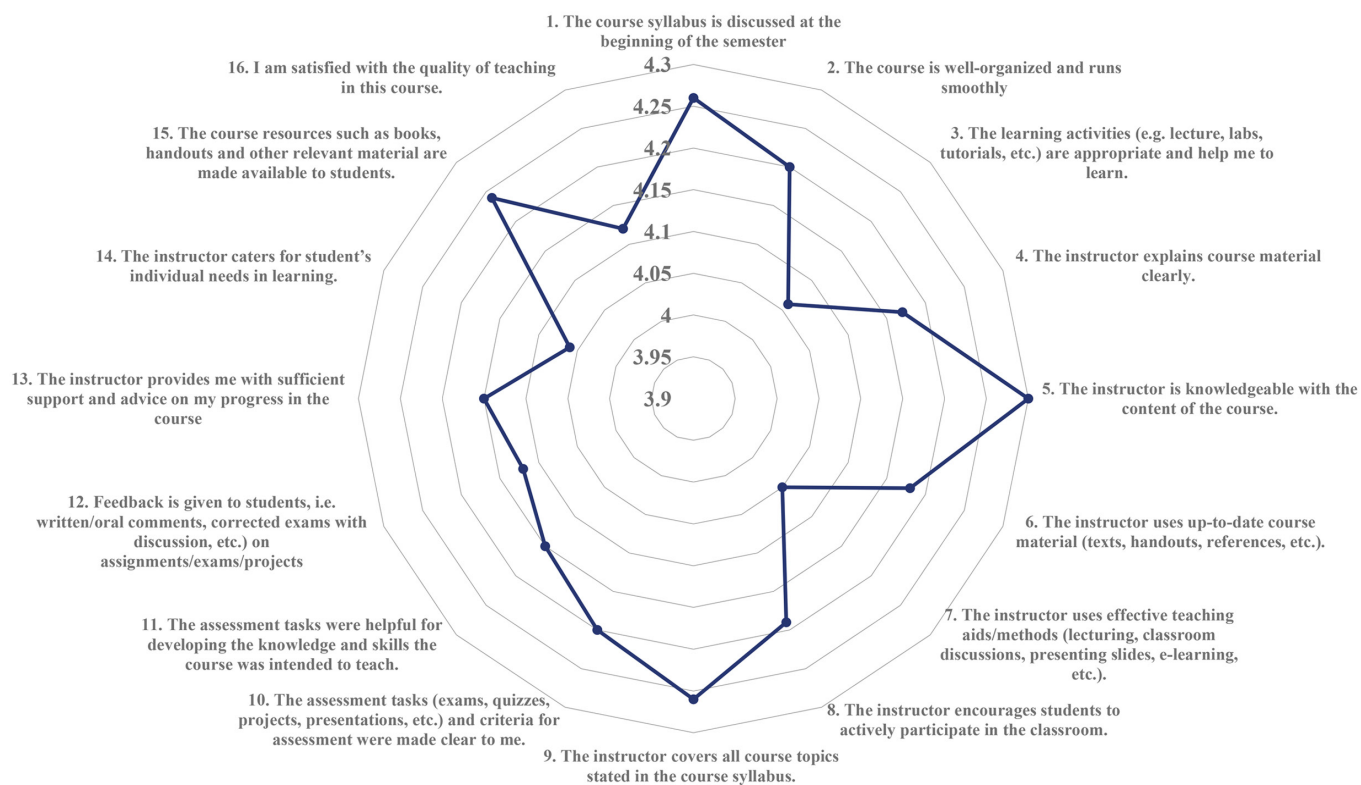
COLLEGE OF ARTS

Departments	Faculty Members	Evaluations	Submitted Evaluations	Response Rate	AVG (5)
English Language and Literatures	56	9,942	3,686	37.08%	4.14
Arabic and Islamic Studies	49	11,151	4,393	39.40%	4.17
Social Sciences	22	5,012	2,126	42.42%	4.04
Mass Communication, Tourism and Fine Arts	40	4,581	1,951	42.59%	4.15
Psychology	11	1,134	425	37.48%	4.34



25

Faculty members within the top 100 highest rated faculty members



COLLEGE OF INFORMATION TECHNOLOGY

Department	Faculty Members	Evaluations	Submitted Evaluation	Response Rate	AVG (5)
Computer Engineering	14	914	625	68.38%	4.33
Computer Science	24	3,108	1,703	54.79%	4.06
Information Systems	45	4,091	2,789	68.17%	4.22



8

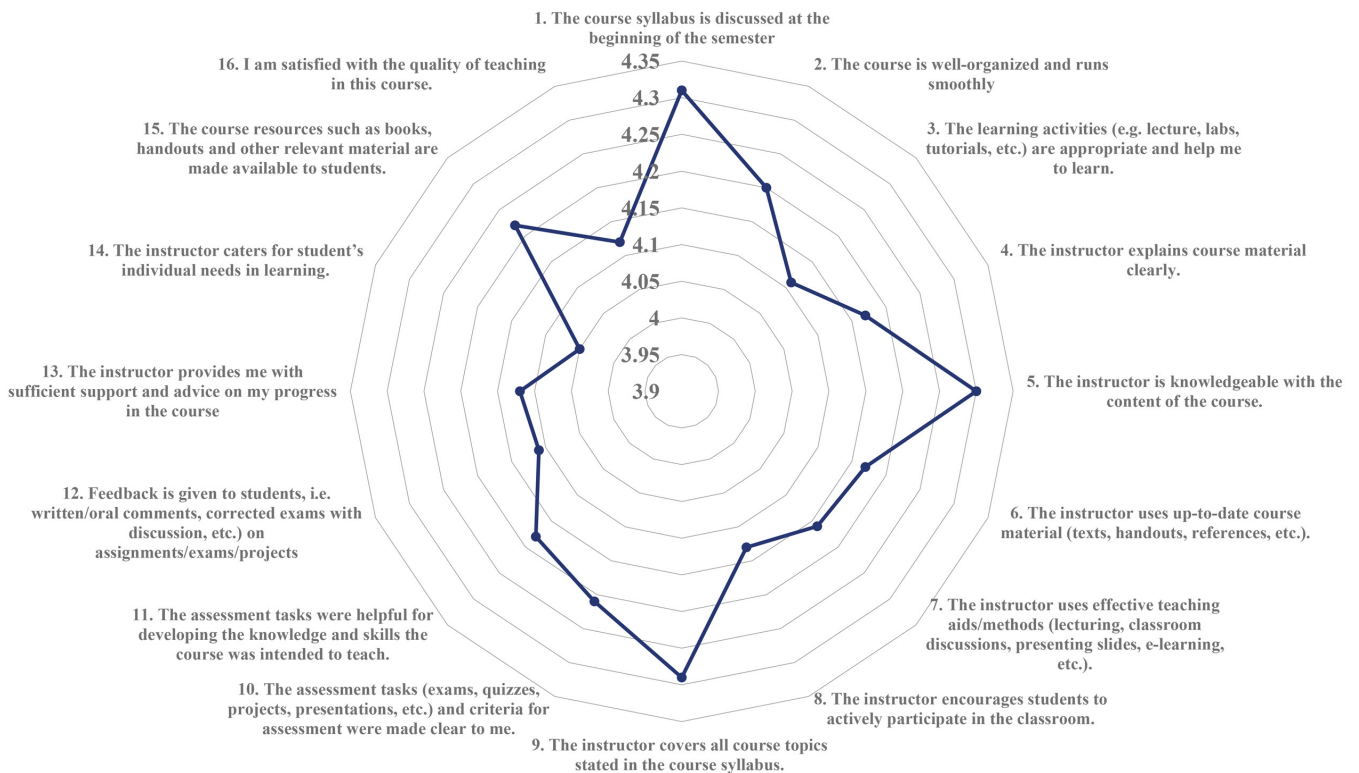
Faculty members within the top 100 highest rated faculty members

Excellent

in all survey questions

3rd

Highest Student Participation



COLLEGE OF LAW

Departments	Faculty Members	Evaluations	Submitted Evaluations	Response Rate	AVG (5)
Public Law	20	3,856	1,448	37.55%	4.21
Private Law	27	4,780	2,159	45.17%	4.27
Legal Clinic	2	1,397	591	42.30%	4.41

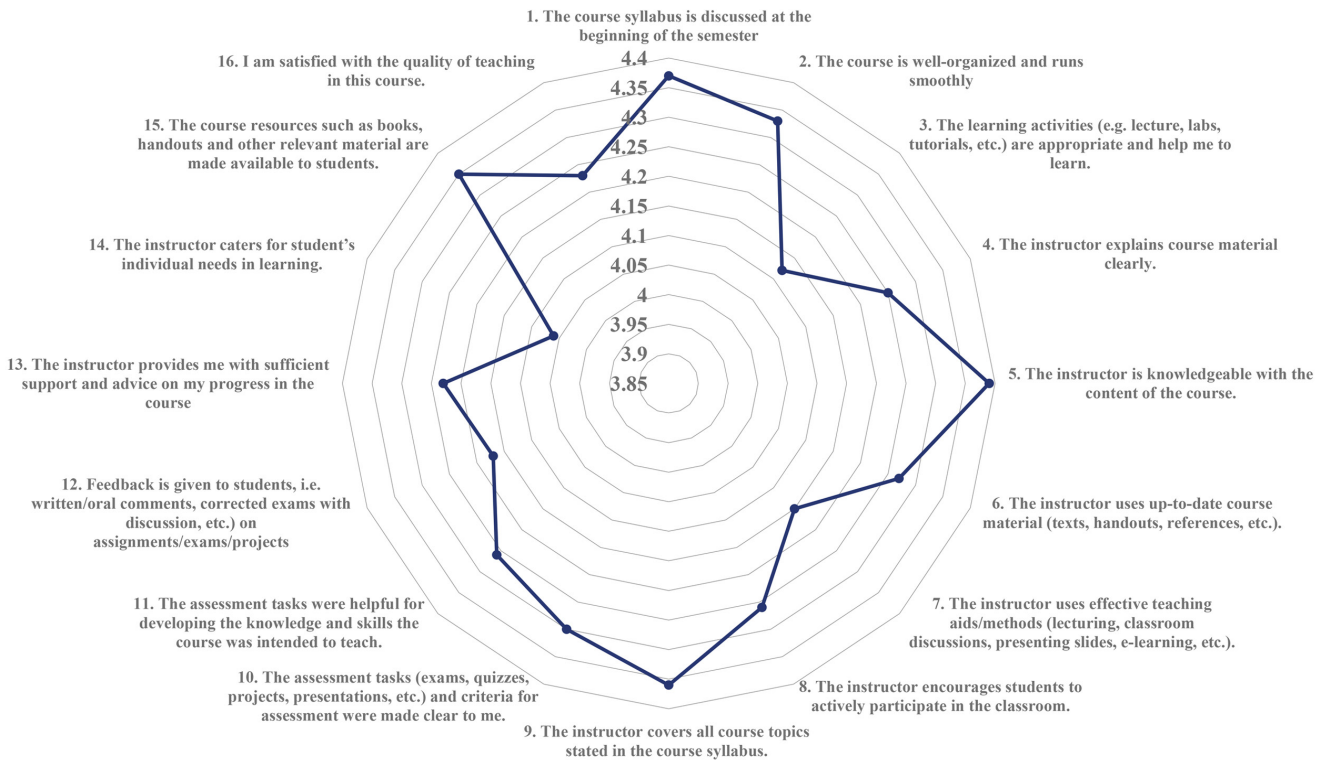


6

Faculty members within the top 100 highest rated faculty members

Excellent

in all survey questions



COLLEGE OF BUSINESS ADMINISTRATION

Departments	Faculty Members	Evaluations	Submitted Evaluations	Response Rate	AVG (5)
Management and Marketing	29	5,436	2,381	43.80%	4.27
Economic and Finance	24	5,157	2,003	38.84%	4.06
Accounting	22	4,321	1,741	40.29%	4.09
Islamic Banking	4	200	83	41.50%	4.41

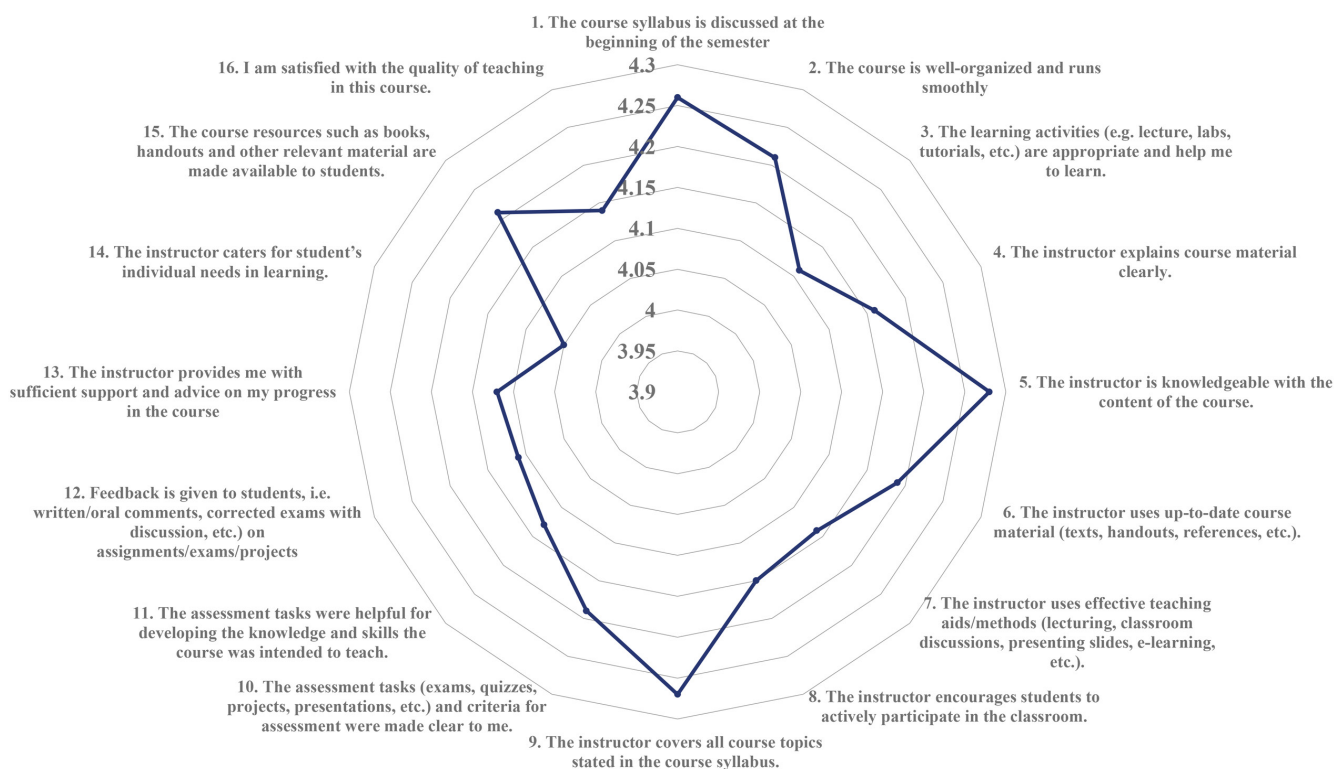


10

Faculty members within the top 100 highest rated faculty members

Excellent

in all survey questions



COLLEGE OF ENGINEERING

Departments	Faculty Members	Evaluations	Submitted Evaluations	Response Rate	AVG (5)
Mechanical Engineering	23	2,449	671	27.40%	3.88
OLD- Civil and Architecture Engineering Department	1	71	33	46.48%	4.31
Electrical Engineering	17	1,657	550	33.19%	4.07
Chemical Engineering	22	1,685	516	30.62%	4.18
Architecture and Interior Design	56	3,613	1,863	51.56%	4.12
Civil Engineering	28	2,746	974	35.47%	3.97

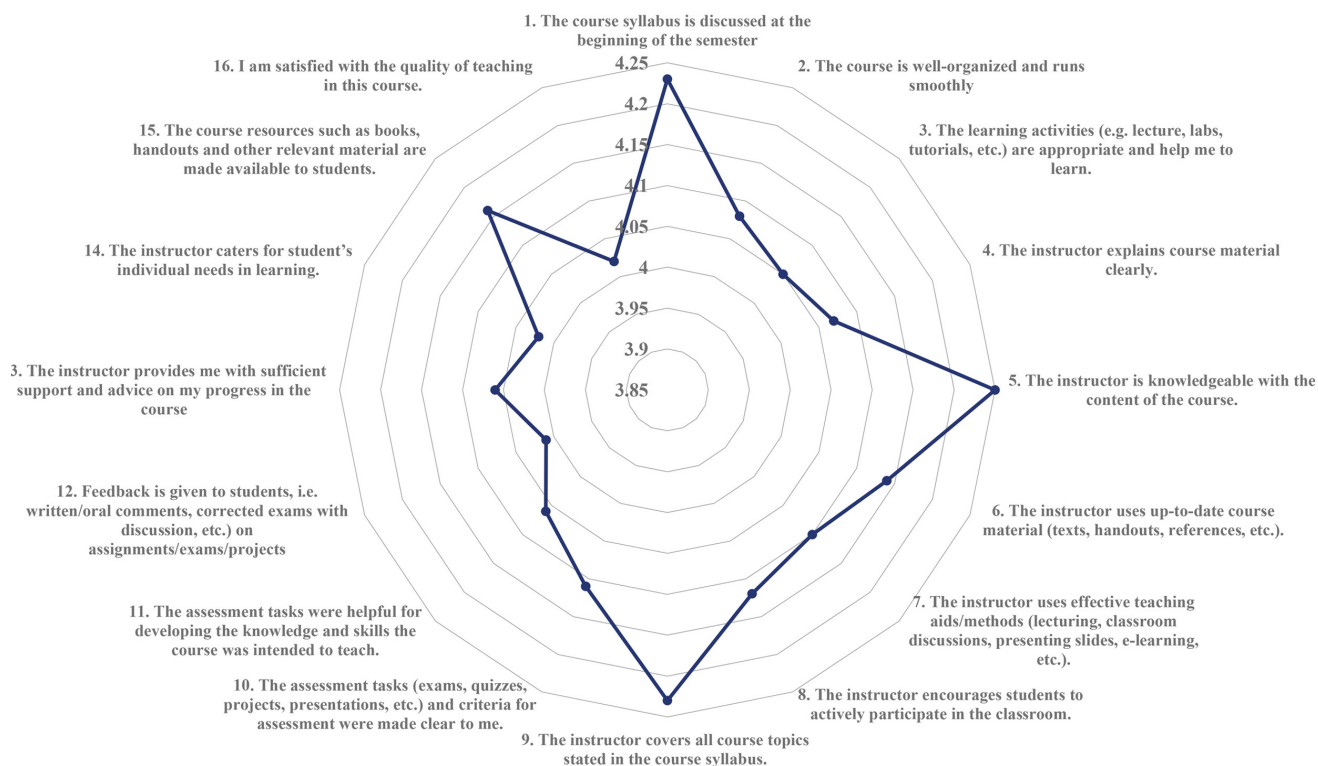


16

Faculty members within the top 100 highest rated faculty members

Excellent

in all survey questions



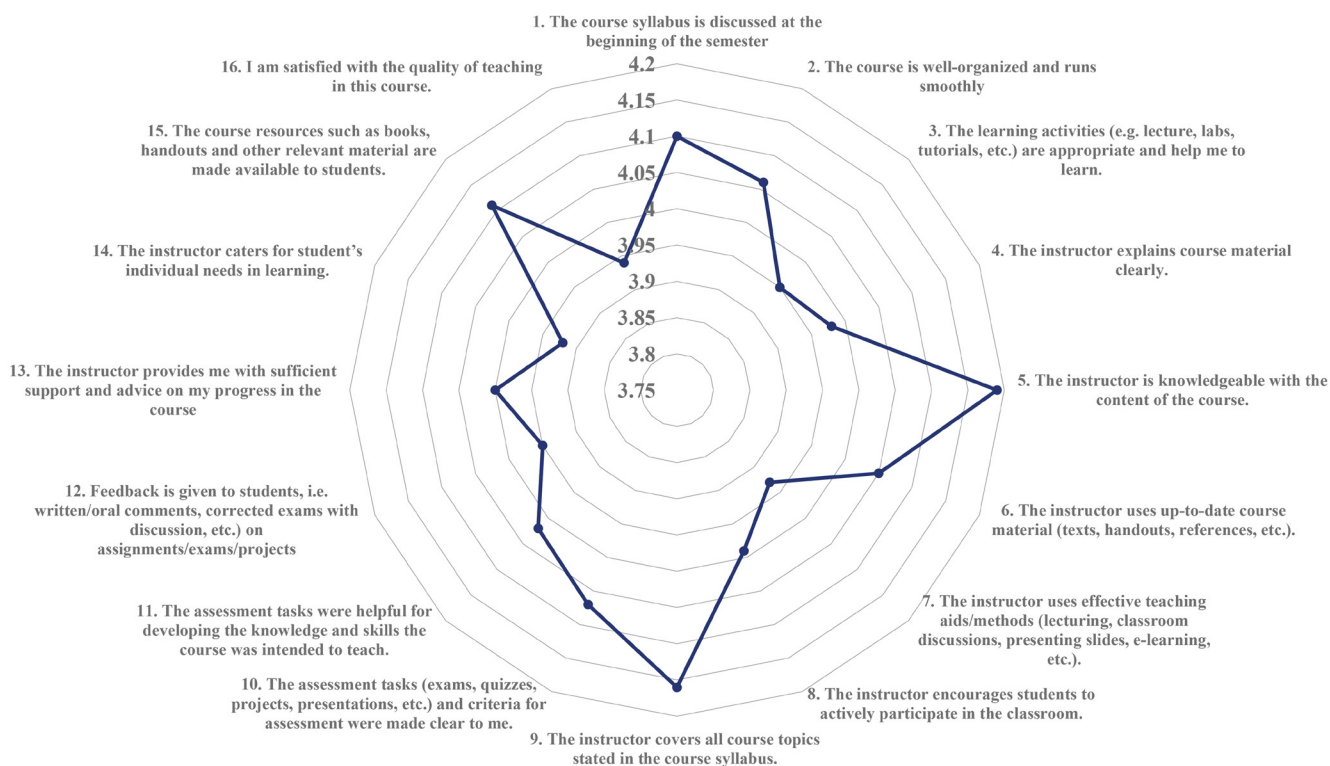
COLLEGE OF SCIENCE

Departments	Faculty Members	Evaluations	Submitted Evaluations	Response Rate	AVG (5)
Mathematics	37	9,307	3,695	39.70%	3.95
Chemistry	16	2,355	1,170	49.68%	3.91
Physics	15	1,943	715	36.80%	4.20
Biology	13	1,177	750	63.72%	4.18



6

Faculty members within the top 100 highest rated faculty members



COLLEGE OF APPLIED STUDIES

Departments	Faculty Members	Evaluations	Submitted Evaluation	Response Rate	AVG (5)
Administration Programs	15	1,264	633	50.08%	4.33
Engineering Programs	5	179	152	84.92%	4.44
Technical Programs	10	493	339	68.76%	4.22
Office Management Program	4	240	100	41.67%	4.03



5

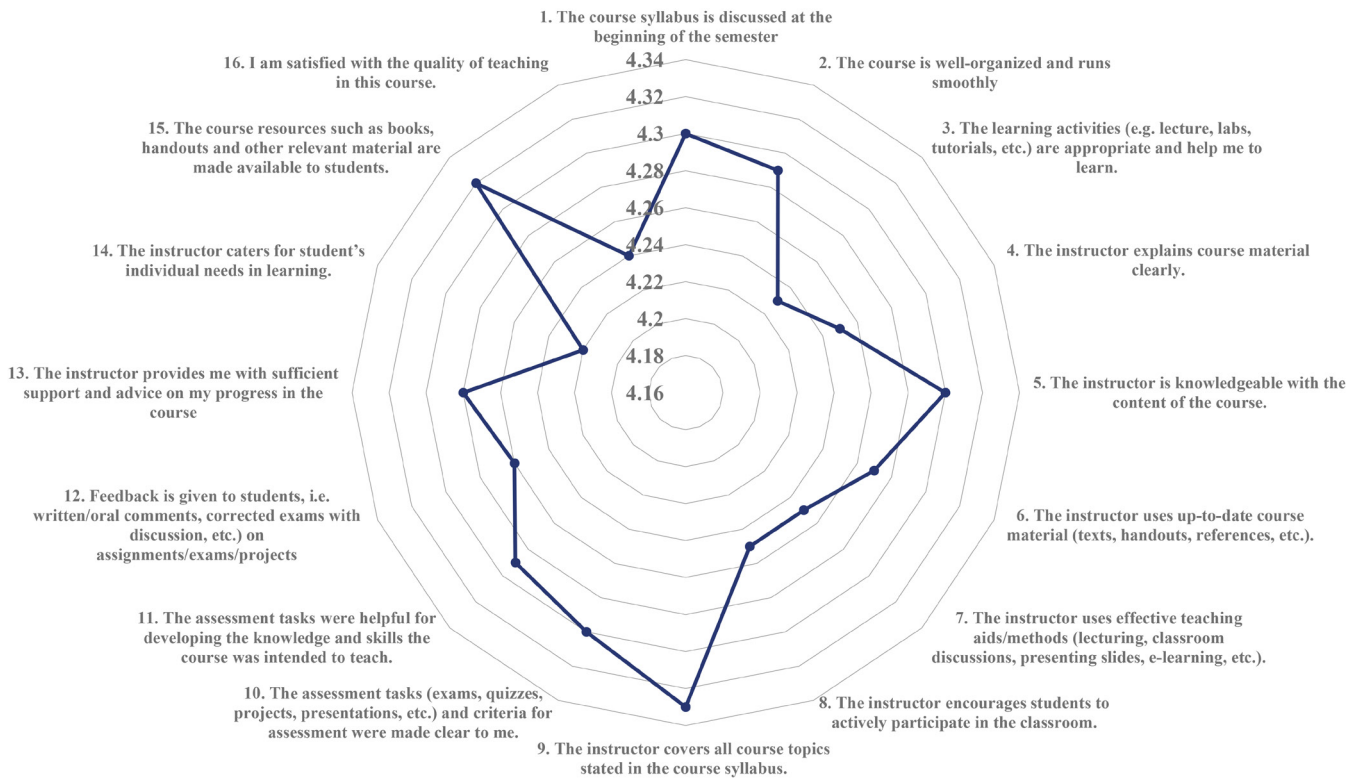
Faculty members within the top 100 highest rated faculty members

Excellent

in all survey questions

2nd

Highest Overall Satisfaction



BAHRAIN TEACHERS COLLEGE

Departments	Faculty Members	Evaluations	Submitted Evaluations	Response Rate	AVG (5)
English Language	16	1,808	1,395	77.16%	4.31
Arabic Language and Islamic Studies	13	1,427	1,163	81.50%	4.28
Teaching Practice	1	390	281	72.05%	4.32
Math and Science	19	1,646	1,412	85.78%	4.32
Education Studies	19	1,815	1,445	79.61%	4.28
Continuous Professional Development	2	126	100	79.37	4.15



15

Faculty members within the top 100 highest rated faculty members

Excellent


in all survey questions

2nd

Highest Student Participation

1st

Highest Overall Satisfaction



COLLEGE OF HEALTH SCIENCES

Departments	Faculty Members	Evaluations	Submitted Evaluations	Response Rate	AVG (5)
Nursing	20	1,213	1,052	86.73%	4.02
Allied Health	25	2,340	1,989	85.00%	3.93
Integrated Sciences	9	1,620	1,467	90.56%	4.04
English	1	138	129	93.48%	4.47
Educational Development	2	265	231	87.17%	4.07

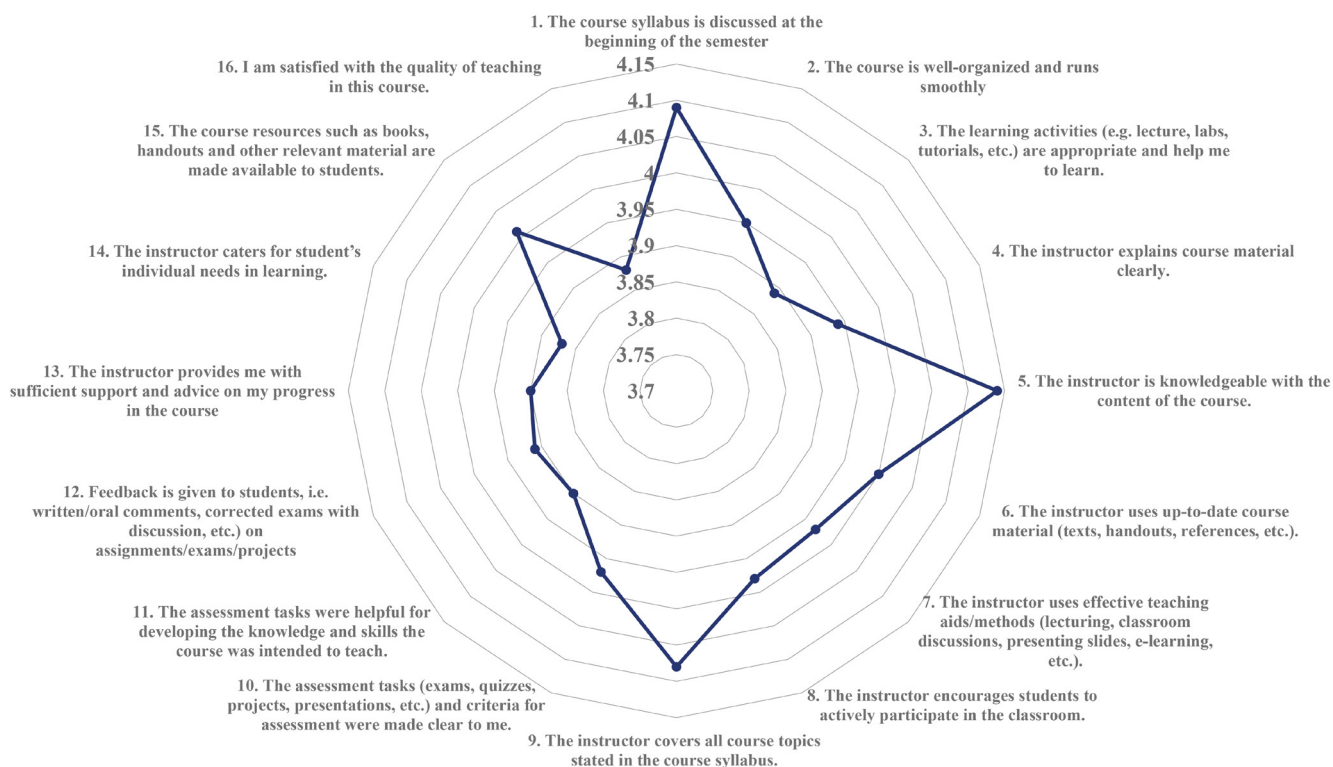


5

Faculty members within the top 100 highest rated faculty members

1st

Highest Student Participation



COLLEGE OF PHYSICAL EDUCATION

Departments	Faculty Members	Evaluations	Submitted Evaluation	Response Rate	AVG (5)
Physical Education	31	4,695	2,514	54%	4.25

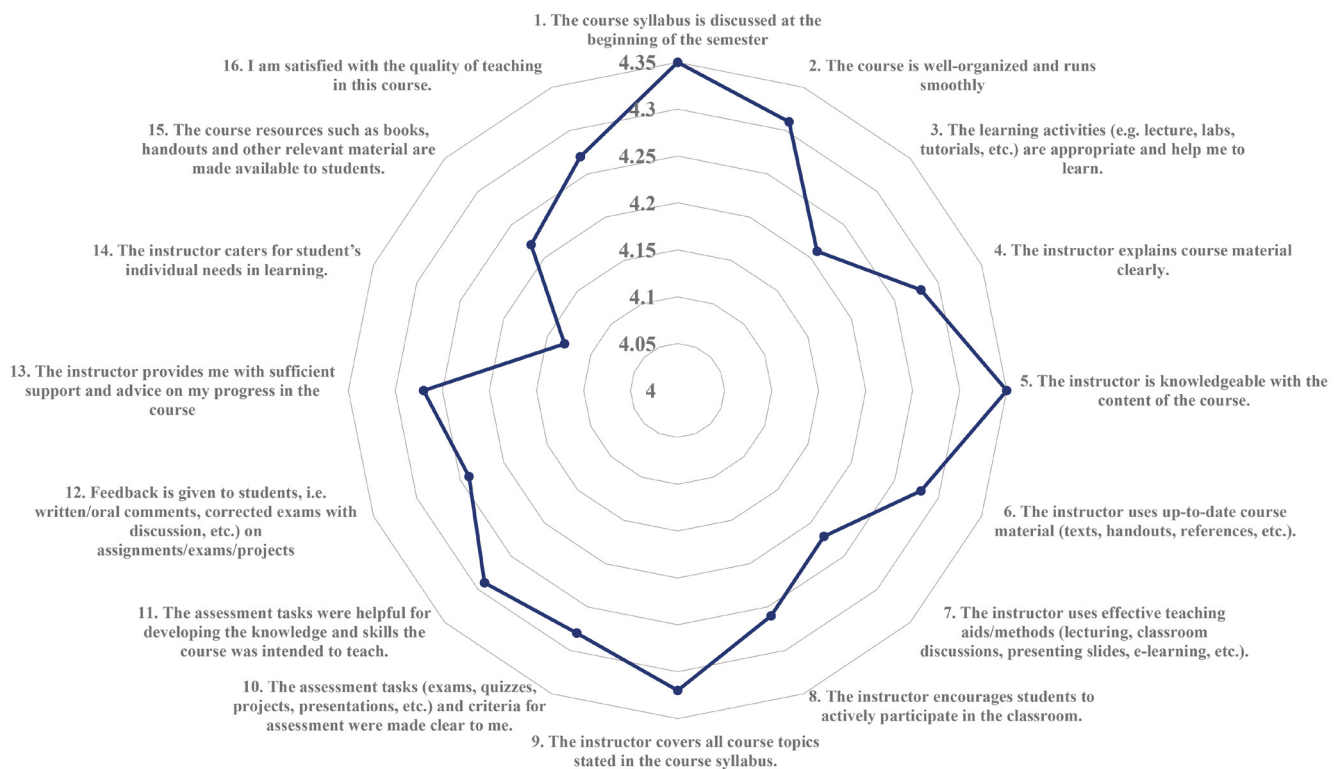


3

Faculty members within the top 100 highest rated faculty members

Excellent

in all survey questions



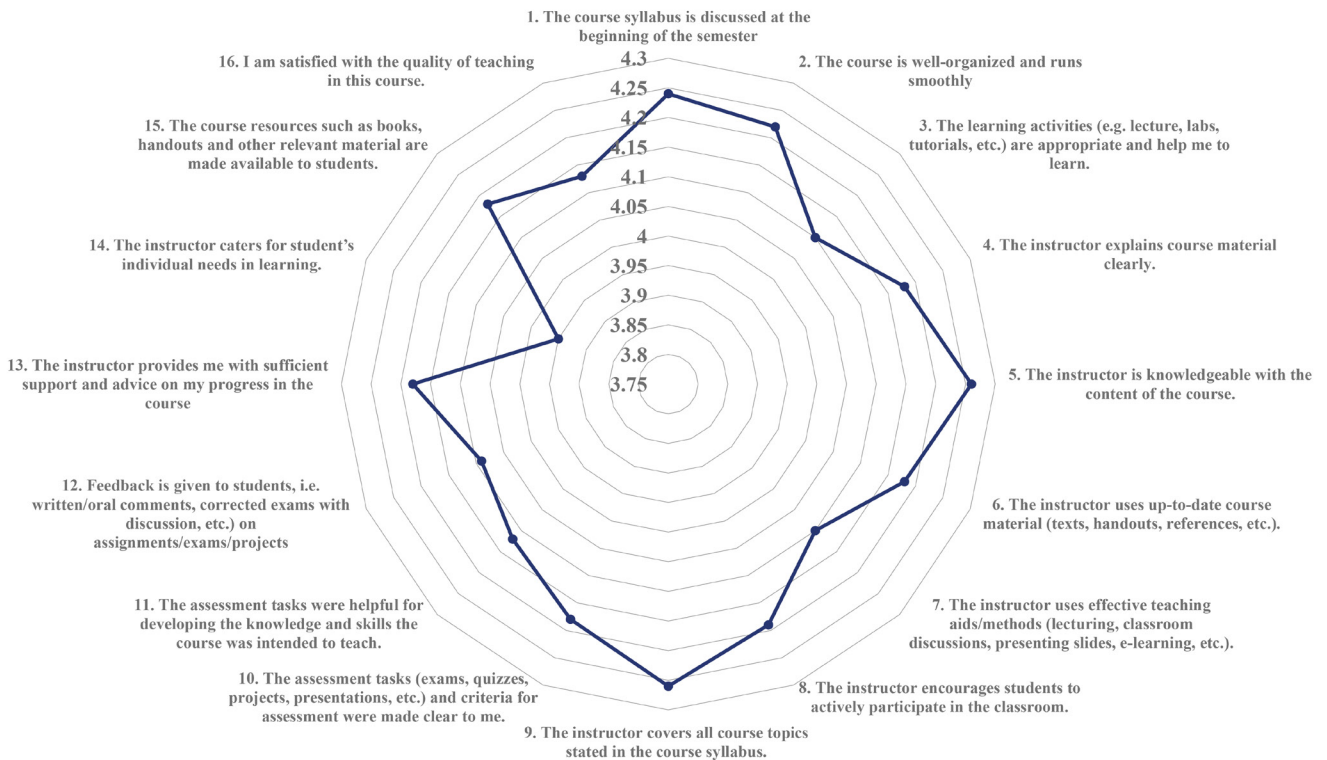
ENGLISH LANGUAGE CENTRE

Department	Faculty Members	Evaluations	Submitted Evaluation	Response Rate	AVG (5)
English Language Center	61	13,441	4,772	35.50%	4.12



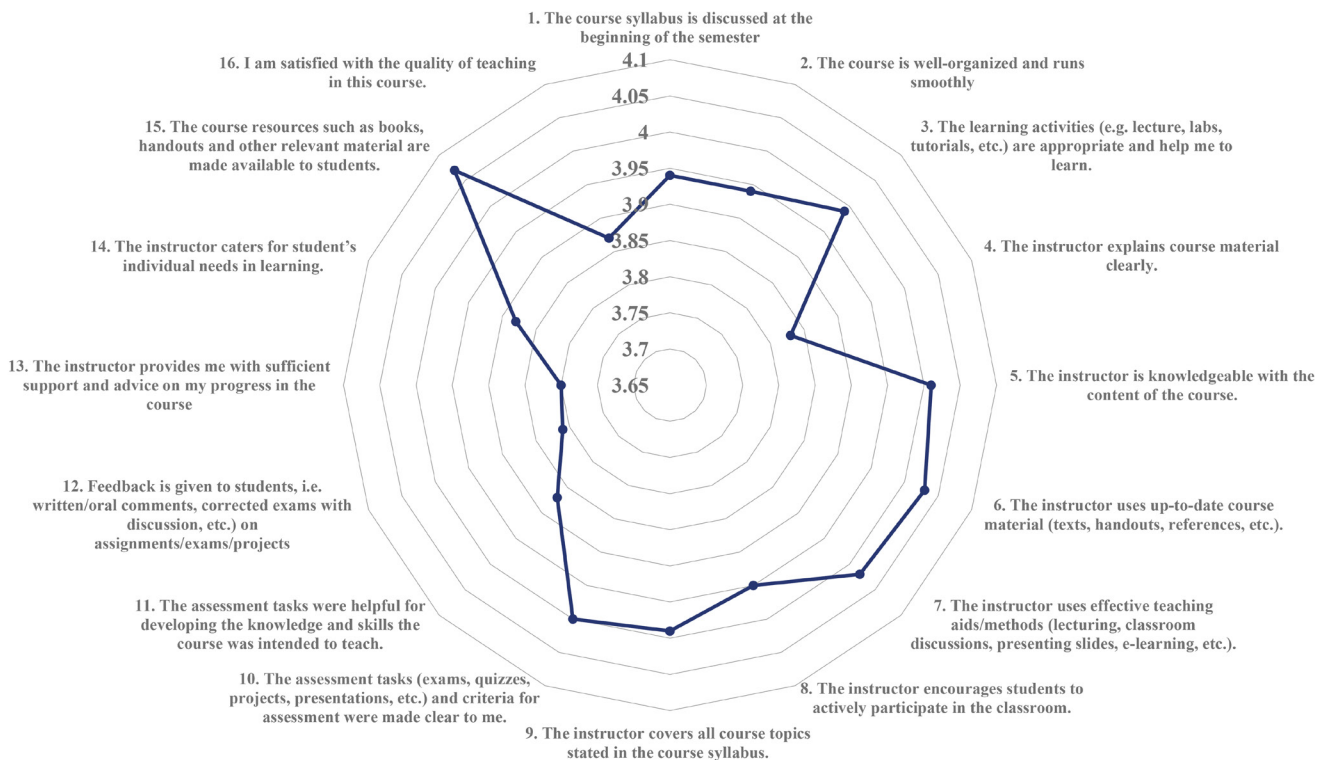
3

Faculty members within the top 100 highest rated faculty members



CONFUCIUS INSTITUTE

Departments	Faculty Members	Evaluations	Submitted Evaluation	Response Rate	AVG (5)
Confucius Institute	3	489	174	35.58%	3.93



FRENCH LANGUAGE CENTRE

Departments	Faculty Members	Evaluations	Submitted Evaluation	Response Rate	AVG (5)
French Studies Center	5	702	342	48.72%	4.28

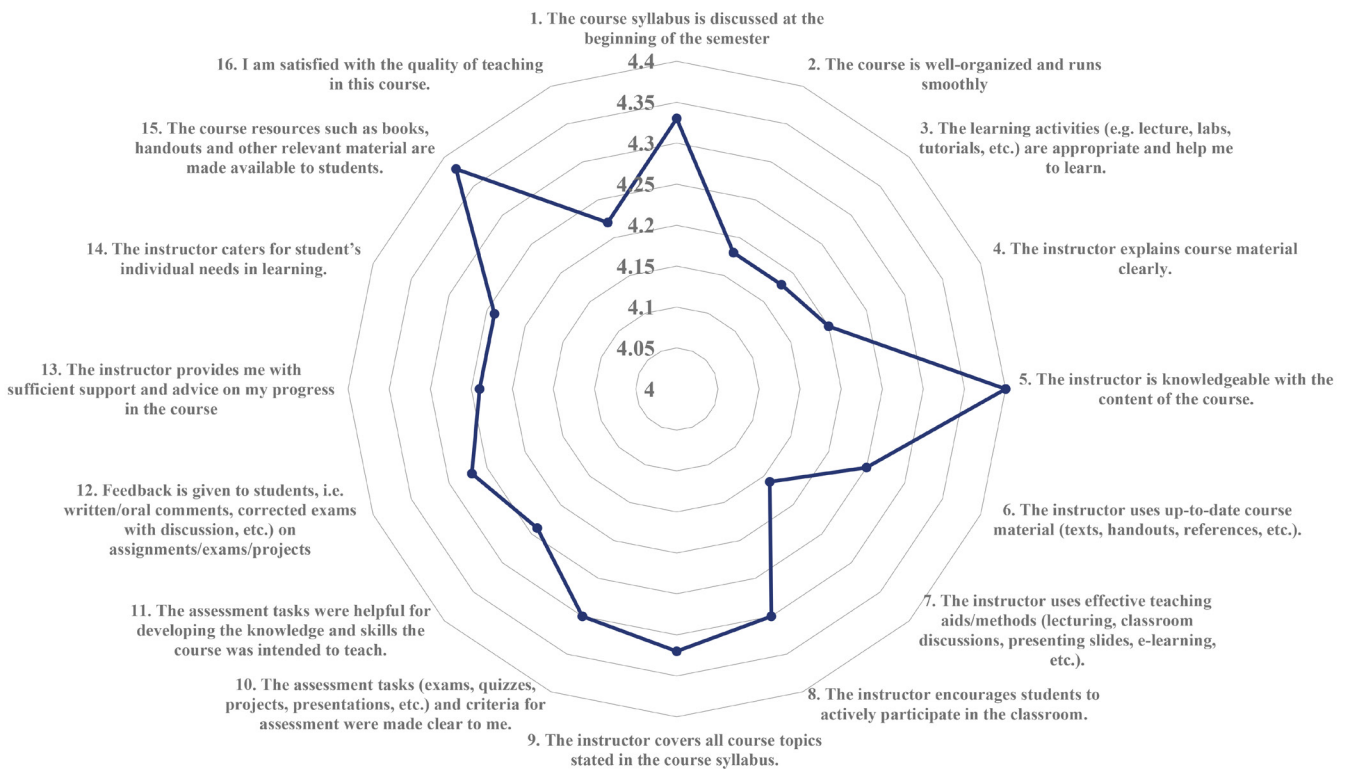


3rd

Highest Overall Satisfaction

Excellent

in all survey questions



KEY FINDINGS

- The University achieved an overwhelming positive satisfaction rate of 83% .
- Eight (8) out of 13 entities of the University achieved overall satisfaction rates of 83% or above.
- The survey recorded 46% response rate.
- Majority of faculty members (823) received an overall satisfaction rate of above 70%.
- Majority of entities received Excellent in all survey questions.



UNIVERSITY OF BAHRAIN
QUALITY ASSURANCE AND ACCREDITATION CENTER

 uob.edu.bh  qaac.uob.edu.bh  +973 1743 8803  qaac@uob.edu.bh

 [@qaac.uob](https://www.instagram.com/qaac.uob)  [@uobedubh](https://www.instagram.com/uobedubh)  [@uobedubh](https://twitter.com/uobedubh)  [@uob_qaac](https://twitter.com/uob_qaac)