



UNIVERSITY OF BAHRAIN
QUALITY ASSURANCE AND ACCREDITATION CENTER

SENIOR EXIT SURVEY REPORT

2018/2019

INTRODUCTION

Twice a year the University of Bahrain (UoB) conducts the Senior Exit Survey, a survey of graduating senior students regarding their experiences at the university. The survey contains questions related to advising, admission and registration, curriculum and instruction, facilities and learning resources as well as their overall program experience and plans for the future. The results of this survey provide valuable insights into the effectiveness of various aspects of the UoB's provision and assist the university in preparing to meet the needs of future students.

METHODOLOGY

The Senior Exit Survey was administered by the Quality Assurance and Accreditation Centre (QAAC) during the Academic Year 201819-. Students applying to graduate were able to access electronic survey through the Student Information System (SIS).

The results of the survey are presented in this comparative analysis report, which is published on the QAAC website. In addition to this report, detailed survey data related to each programs offered at UoB are circulated to the Quality Assurance Offices of each College for analysis and action planning.

The Senior Exit Survey was completed by 1,985 graduating students. The characteristics of the respondents are summarized in Table 1.

College	Average GPA	Total No. of Respondents	Male	Female
College of Applied Sciences	2	67	25	42
College of Arts	2.7	466	92	374
Bahrain Teachers College	2.7	6	1	5
College of Business Administration	2.65	528	182	346
College of Engineering	2.76	363	194	169
College of Information Technology	2.76	207	68	139
College of Law	2.75	123	58	65
College of Health & Sport Sciences	2.6	134	42	92
College of Science	2.8	91	20	71
Grand Total	2.636	1985	682	1303

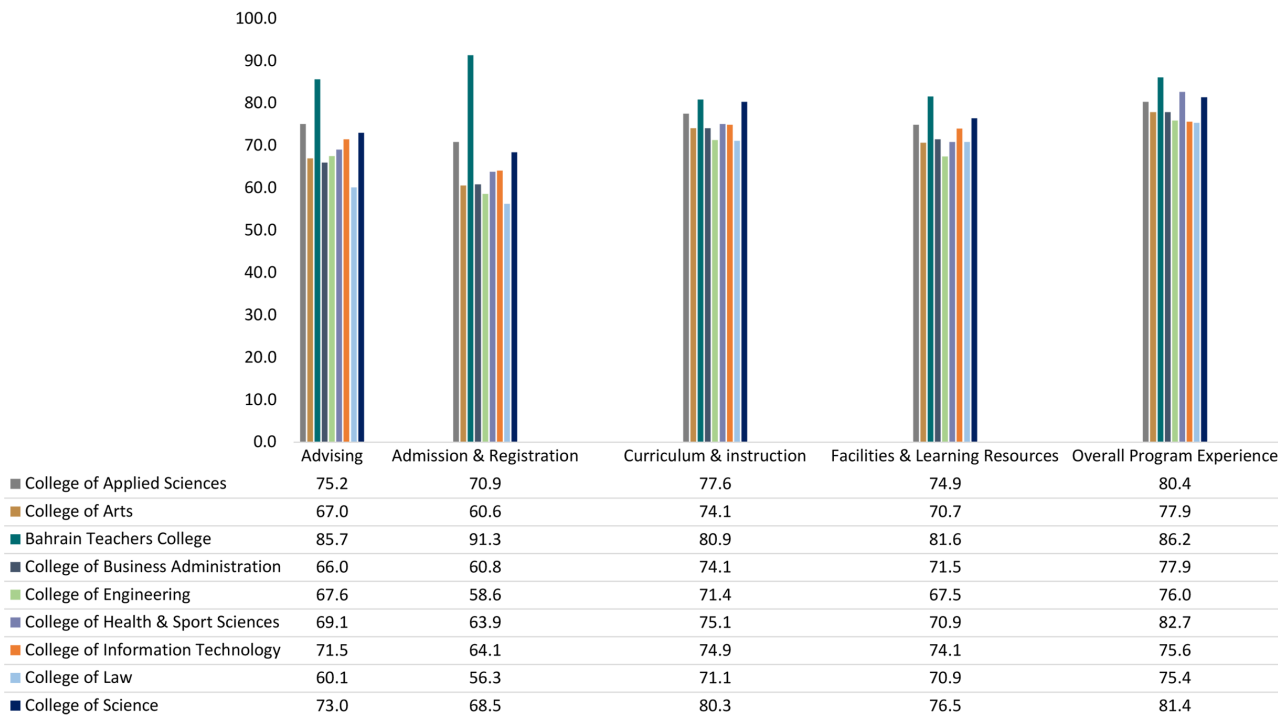


Figure 1: Summary of Results per College

KEY FINDINGS

- The overall program experience was rated high (above 75%) for all colleges, which give confidence in the quality of many aspects of the University's provision.
- Students are, in general, satisfied with the facilities and learning resources offered by the University, which were rated above 70% for the majority of the colleges.
- Satisfaction with curriculum and teaching is high (above 70%) for all colleges.
- An overwhelming majority of graduating students (almost 90%) shows desire to continue their professional education, which is clear indication of their acquired lifelong learning skills.
- About 30% of the graduating students have at least one job offer on the time of graduation, which is a good indication of the quality of graduates.
- Although the overall satisfaction with Admission and Registration is low relatively to the other indicators (61.3%), the analysis of the trends for the past three years shows signs of improvement.
- Trend analysis also shows growth in satisfaction for two indicators: overall program experience, curriculum, and teaching.

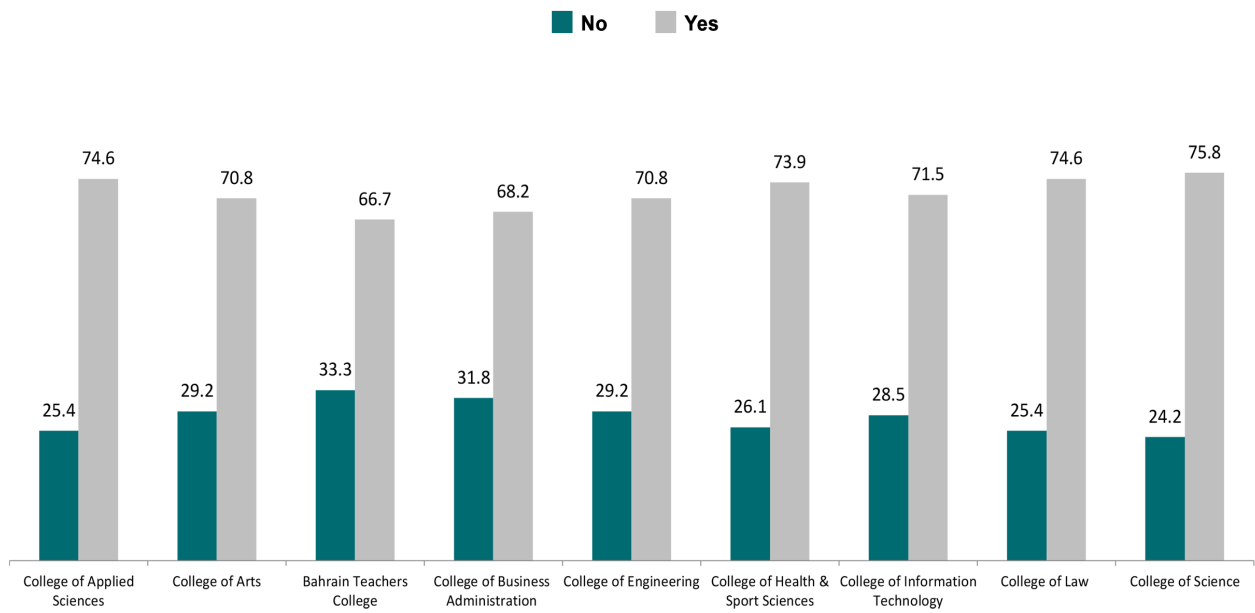


Figure 2: Do you currently have at least one job offer?

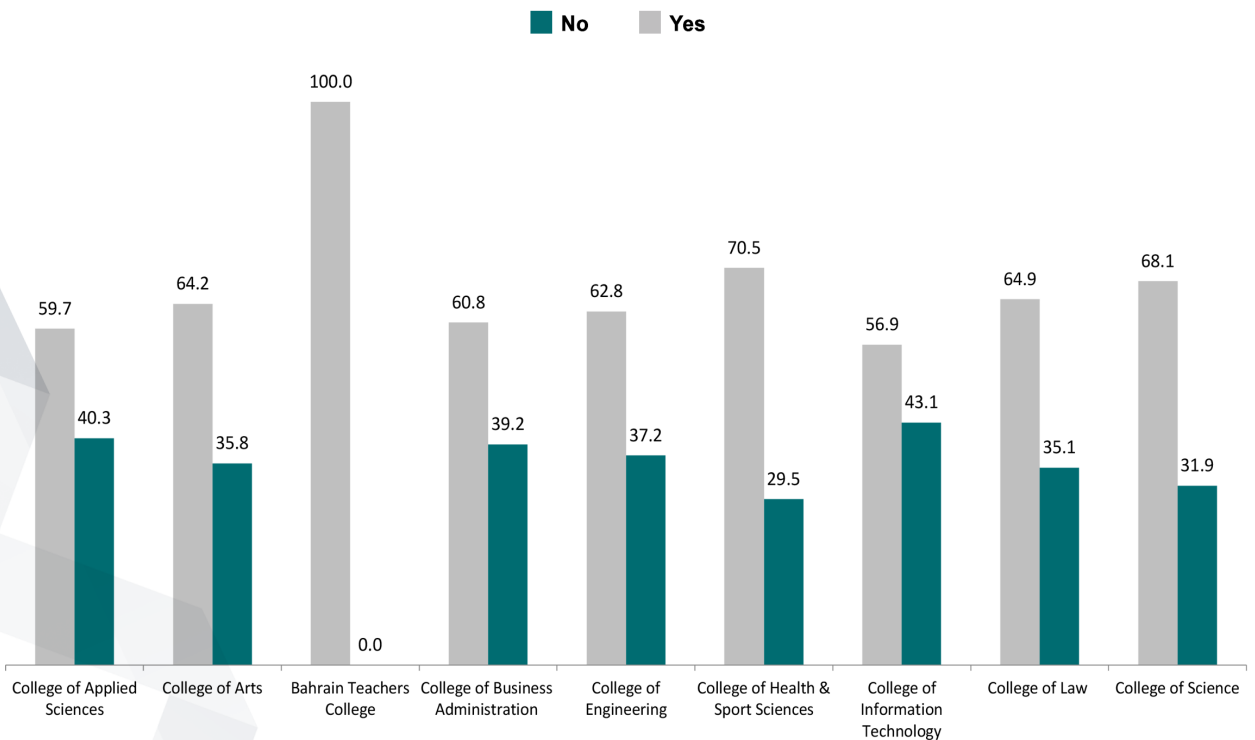


Figure 3: Do you plan to attend graduate school?

TREND ANALYSIS

The trend shown in Figure 4 shows an increased satisfaction with three indicators: Admission and Registration, Curriculum and Instruction and Overall Program Experience. Satisfaction with facilities and learning resources is still above 70%, despite showing a small percentage drop from the past academic year.

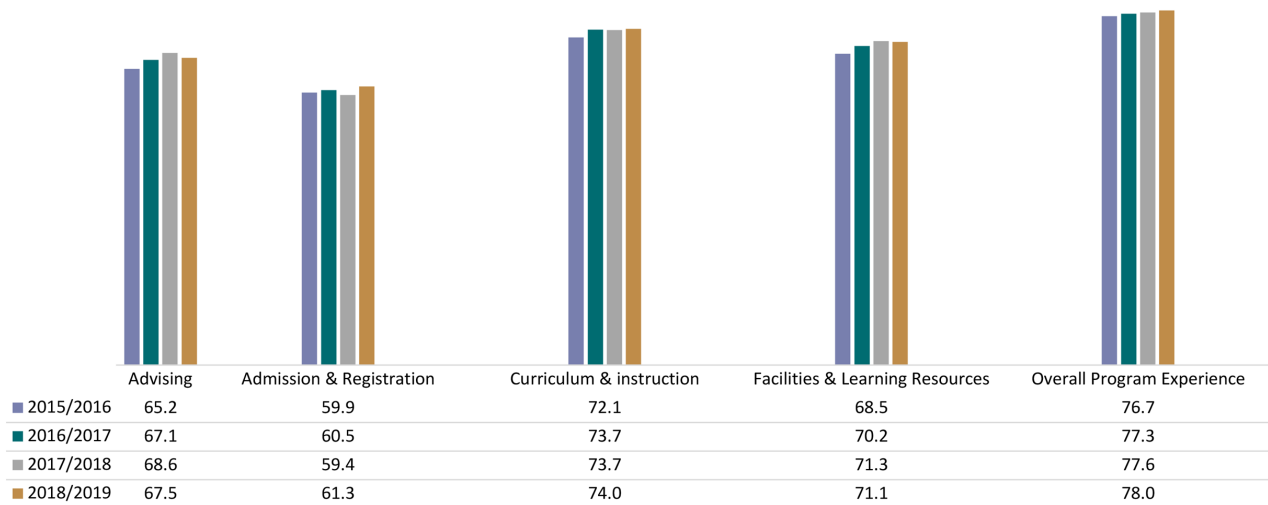










Figure 4: Trend Analysis

 uob.edu.bh  qaac.uob.edu.bh  +973 1743 8803  qaac@uob.edu.bh
 [@qaac.uob](https://www.instagram.com/qaac.uob)  [@uobedubh](https://www.instagram.com/uobedubh)  [@uobedubh](https://twitter.com/uobedubh)  [@uob_qaac](https://twitter.com/uob_qaac)